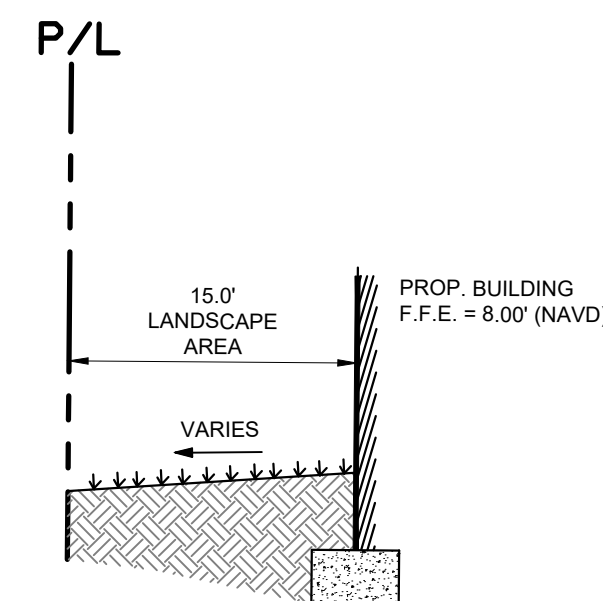
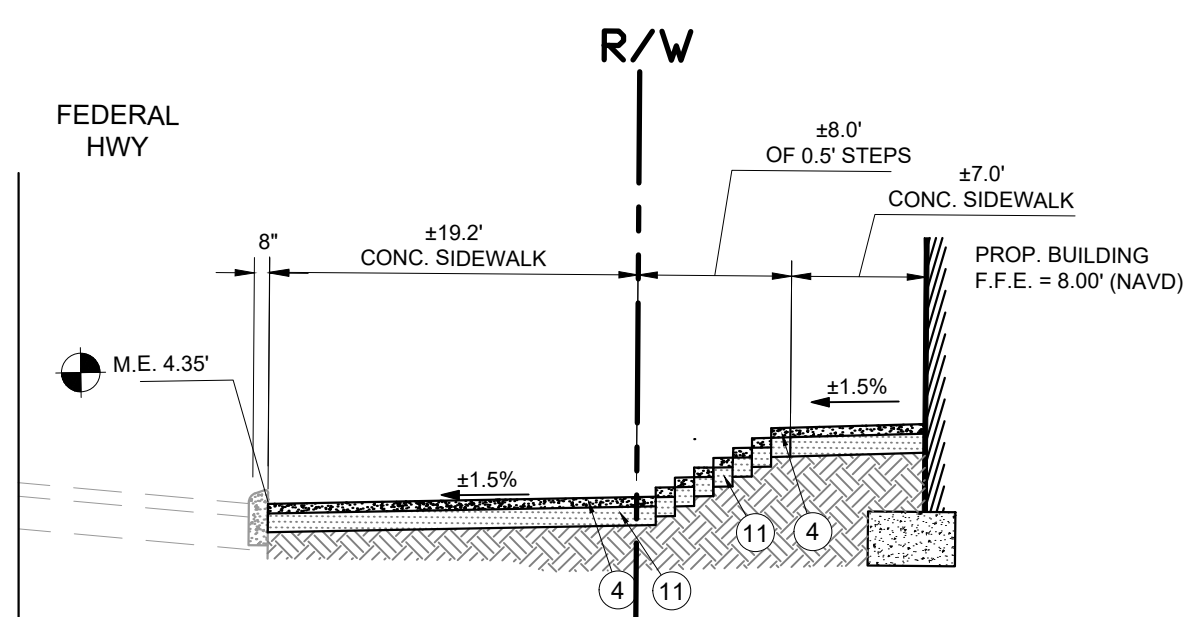


- | LEGEND | | | |
|--------|---|----|---|
| 1 | TYPE 'D' CURB | 9 | 6" LIMEROCK BASE COMPACTED IN 2 LIFTS TO AT LEAST 98% WITH A MINIMUM LBR OF 100 |
| 2 | VALLEY GUTTER | 10 | 6" SUBGRADE COMPACTED IN 2 LIFTS TO AT LEAST 95% WITH MINIMUM LBR OF 40 |
| 3 | TYPE 'F' CURB AND GUTTER | 11 | 12" THICK SUBGRADE COMPACTED AND STABILIZED WITH MINIMUM DESIGN LBR OF 40 COMPACTED TO AT LEAST 98% MODIFIED PROCTOR MAXIMUM DRY DENSITY (AASHTO T-180) |
| 4 | CONCRETE SIDEWALK (PEDESTRIAN RATED AREAS)
• 4" THICK TYPE 1 PORTLAND CEMENT CONCRETE
• COMPRESSIVE STRENGTH AT 28 DAYS, 3000 PSI
• BRUSH FINISH | 12 | 6" DECORATIVE PAVER (REFER TO LANDSCAPE PLANS FOR DETAILS) |
| 5 | 1.5" TYPE SP-9.5 ASPHALTIC CONCRETE | 13 | 2' PARKING OVERHANG |
| 6 | 8" LIMEROCK BASE COMPACTED IN 2 LIFTS TO AT LEAST 98% WITH A MINIMUM LBR OF 100 | 14 | HARDSCAPE PAVERS (SEE LANDSCAPE PLANS FOR DETAILS) |
| 7 | 8" SUBGRADE COMPACTED IN 2 LIFTS TO AT LEAST 95% WITH A MINIMUM LBR OF 40 | | |
| 8 | 6" PAVERS DRIVEWAY (HEAVY DUTY) | | |



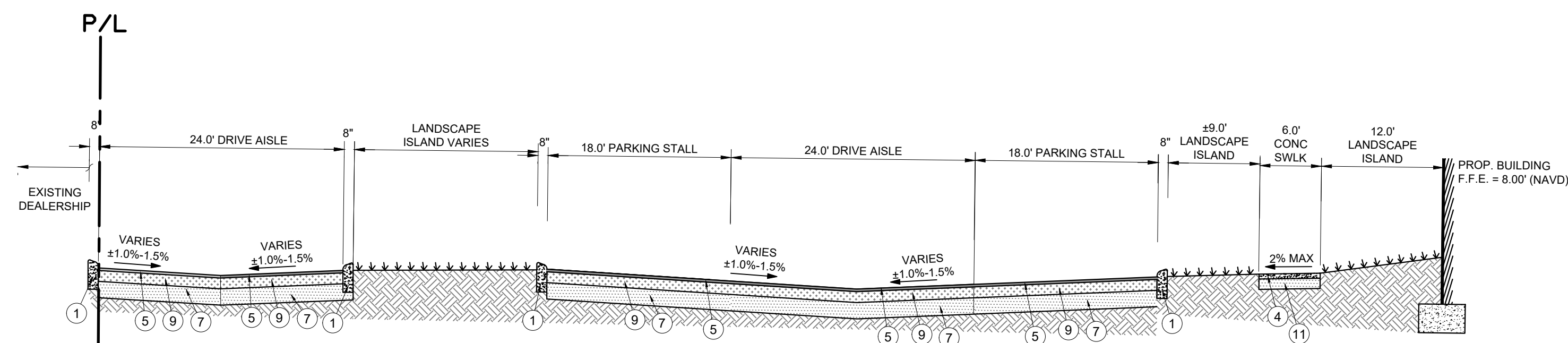
SECTION A

HORIZ. SCALE: 1" = 10'
VERT. SCALE: N.T.S



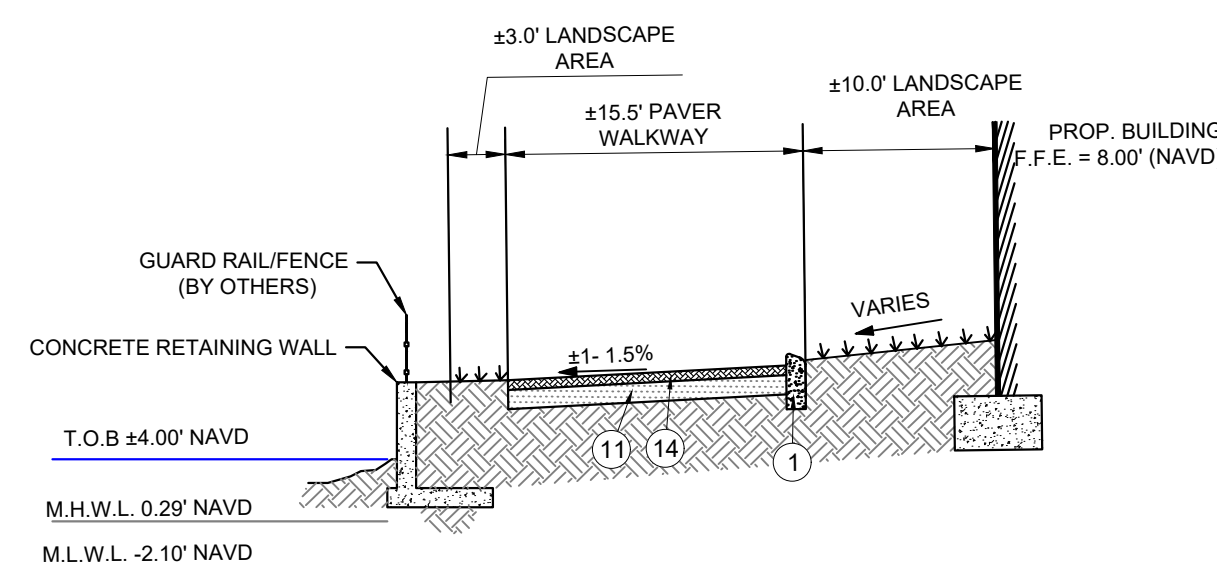
SECTION B

HORIZ. SCALE: 1" = 10'
VERT. SCALE: N.T.S



SECTION C

HORIZ. SCALE: 1" = 10'
VERT. SCALE: N.T.S.




SECTION D
HORIZ. SCALE: 1" = 10'
VERT. SCALE: N.T.S.

[illegible]

Kimley»»Horn

© 2025 KIMLEY-HORN AND ASSOCIATES, INC.
01 PETERS ROAD, SUITE 2200, PLANTATION, FL 33324
PHONE: 954-535-5100 FAX: 954-739-2247
WWW.KIMLEY-HORN.COM REGISTRY No. 35106



KHA PROJECT 043175014	DATE 12/1/2025	SCALE AS SHOWN	DESIGNED BY GVF	DRAWN BY EA	CHECKED BY GVF
--------------------------	-------------------	----------------	-----------------	-------------	----------------

CROSS SECTIONS

**MODERA POMPANO
BEACH**
PREPARED FOR
MCRT INVESTMENTS LLC
POMPANO BEACH
FLORIDA

SHEET NUMBER
C-301